

UseLocalTime=false

Company: **Tickmill UK Ltd**

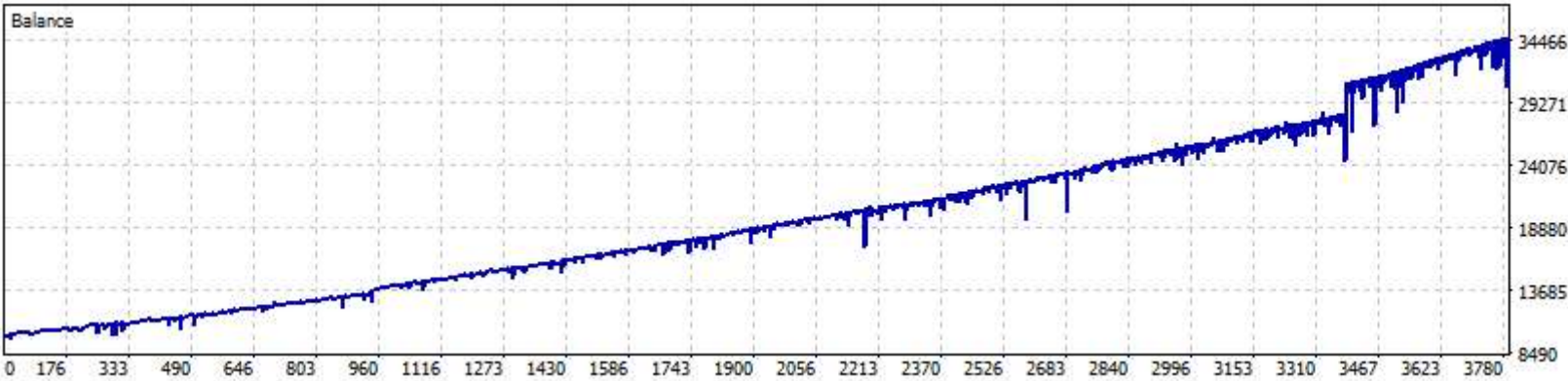
Currency: **profit in pips**

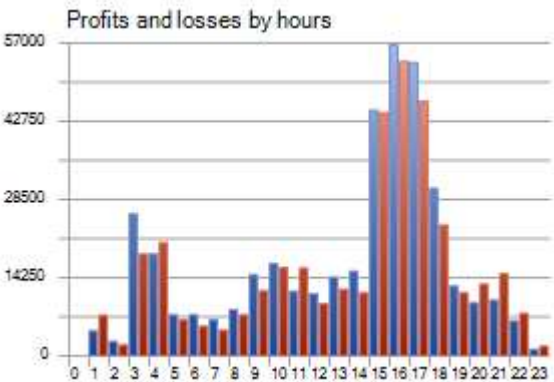
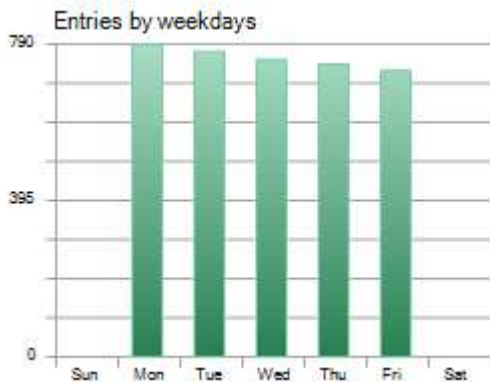
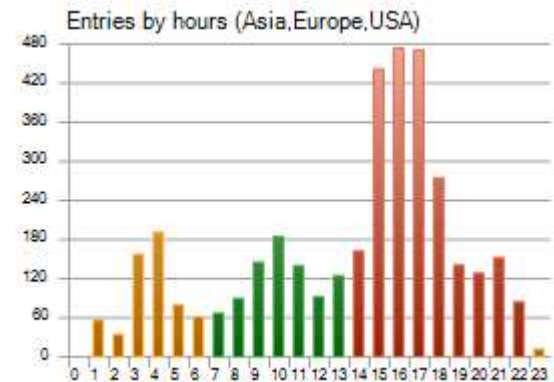
Initial Deposit: **10 000.00**

Leverage: **1:500**

Results

History Quality:	99%	Ticks:	194990591	Symbols:	1
Bars:	418491	Balance Drawdown Absolute:	260.66	Equity Drawdown Absolute:	772.63
Total Net Profit:	24 723.79	Balance Drawdown Maximal:	4 067.09 (13.11%)	Equity Drawdown Maximal:	8 077.14 (24.25%)
Gross Profit:	392 693.73	Balance Drawdown Relative:	15.24% (3 120.79)	Equity Drawdown Relative:	24.25% (8 077.14)
Gross Loss:	-367 969.94				
Profit Factor:	1.07	Expected Payoff:	6.55	Margin Level:	2306842.50%
Recovery Factor:	3.06	Sharpe Ratio:	1.02	Z-Score:	24.02 (99.74%)
AHPR:	1.0004 (0.04%)	LR Correlation:	0.98	OnTester result:	3.24
GHPR:	1.0003 (0.03%)	LR Standard Error:	1 170.88		
Total Trades:	3775	Short Trades (won %):	1779 (52.89%)	Long Trades (won %):	1996 (58.17%)
Total Deals:	7550	Profit Trades (% of total):	2102 (55.68%)	Loss Trades (% of total):	1673 (44.32%)
		Largest profit trade:	5 411.48	Largest loss trade:	-2 457.90
		Average profit trade:	186.82	Average loss trade:	-219.95
		Maximum consecutive wins (\$):	3 (1 502.04)	Maximum consecutive losses (\$):	4 (-4 067.09)
		Maximal consecutive profit (count):	6 348.01 (2)	Maximal consecutive loss (count):	-4 067.09 (4)
		Average consecutive wins:	2	Average consecutive losses:	1





Correlation (Profits,MFE): **0.72**

Correlation (Profits,MAE): **0.32**

Correlation (MFE,MAE): **-0.2087**